


**Monday, August 19, 2019**

- Complete the warm-up.
- Get out a regular and a colored pencil.

**Warm-Up: Answer in 2-3 COMPLETE sentences.**

**Why is VALUE important?**

**Which shading technique is shown below?**



**Today, we will:**

**Work on shading practice**

**SB #5: Design your own SUPERHERO**

1. Consider:

- Costume
- Logo
- Environment

2. Include 3-5 complete sentences that indicate your hero's name, super power, special back story or features, etc.



**Tuesday, August 20, 2019**

- **Complete warm-up.**
- **IF YOU ARE FINISHED WITH YOUR SKETCHBOOK, PLEASE TURN IT IN TODAY.**

**Warm-Up: Answer in 2-3 COMPLETE sentences.**

**This sculpture spins on a windy day. Which type of sculpture is it? What are the other three types?**



**Today, we will:**

Introduce and begin Value Project

**SB #5: Design your own SUPERHERO**

1. Consider:
  - Costume
  - Logo
  - Environment


2. Include 3-5 complete sentences that indicate your hero's name, super power, special back story or features, etc.



**Wednesday, August 21, 2019**

- Turn in sketchbook to crate on the front table.
- Get out a pencil.

Can you solve these visual puns?

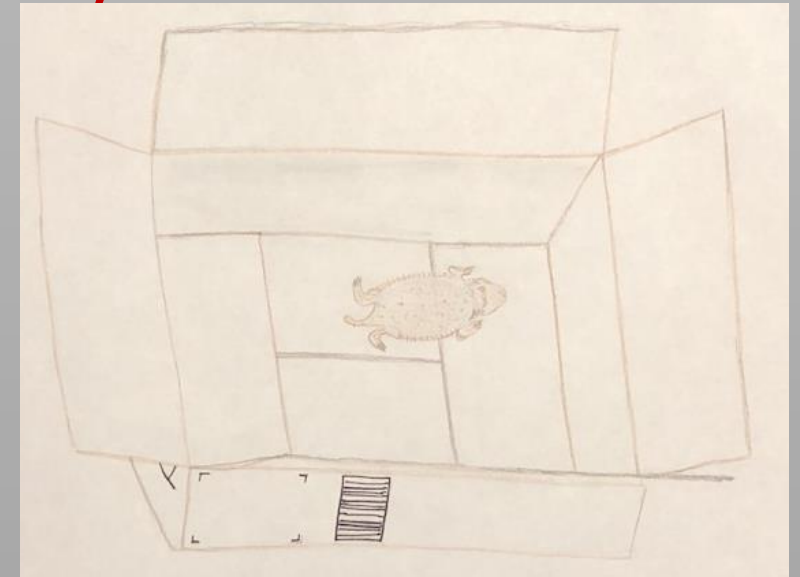


Today, we will:

- Work on Value project

**SB #6: In a Box Due 8/28 or 29**


1. Set an object (of your choice) in a box.
2. Draw the object and include the inside of the box.
3. Shade or color.



**Thursday, August 22, 2019**

- Turn in sketchbook to crate on the front table.
- Get out a pencil.

Can you solve these visual puns?

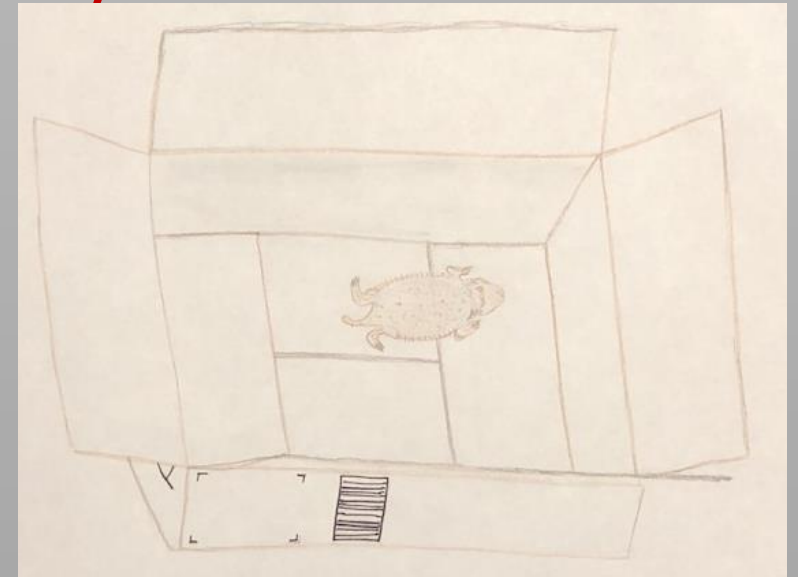


Today, we will:

- Work on Value project

**SB #6: In a Box Due 8/28 or 29**

1. Set an object (of your choice) in a box.
2. Draw the object and include the inside of the box.
3. Shade or color.



**Friday, August 23, 2019**

- Collect your sketchbook from the front table.
- Complete today's warm-up.

**Warm-Up: Answer in 2-3 COMPLETE sentences.**

**This sculpture is made of soap. How do you think it was made? What are the other three ways to create sculpture?**



**Today, we will:**

- Complete Value Project
- Introduce Plaster Sculpture

**SB #6: In a Box Due 8/28 or 29**

1. Set an object (of your choice) in a box.
2. Draw the object and include the inside of the box.
3. Shade or color.

